



EFILive Error Codes

Paul Blackmore

EFILive Error Codes

Copyright © 1998-2011 [EFILive Limited](#)

All rights reserved

First published

5 May 2009

Revised

17 May 2012

Table Of Contents

EFILive USB driver Error Codes (\$0001..\$001F)	4
EFILive HAPI Error Codes (\$0020..\$007F)	5
Boot Error Codes (\$0080..\$00BF)	7
Flash Memory Error Codes (\$00C0..\$00CF)	10
USB Error Codes (\$0100..\$017F).....	11
FAT32 Flash File System Error Codes (\$0180..\$01FF)	13
File Transfer Link Error Codes (\$0200..\$027F).....	16
OBD Error Codes (\$0280..\$02FF)	17
Controller Error Codes (\$0300..\$03FF)	19
SD Card Error Codes (\$0400..\$047F)	22
Black Box Logging/Flashing Error Codes (\$0480..\$04FF)	24
Reading/Flashing Error Codes (\$0500..\$05FF).....	25
Reading/Flashing Error Codes (\$0600..\$06FF).....	32

EFILive USB driver Error Codes (\$0001..\$001F)





Error	Description	Cause	Action
\$0001	USB internal driver error (invalid handle)	Internal	Contact EFILive if this error persists.
\$0002	USB device is not connected	FlashScan or AutoCal is not connected to the PC's USB system.	Connect FlashScan or AutoCal to the PC using a USB cable.
\$0003	USB device is not open	Internal	Contact EFILive if this error persists.
\$0004	USB I/O error	Internal	Contact EFILive if this error persists.
\$0005	USB insufficient resources	Internal	Contact EFILive if this error persists.
\$0006	USB invalid parameter	Internal	Contact EFILive if this error persists.
\$0007	USB invalid baud rate	Internal	Contact EFILive if this error persists.
\$0008	USB device not open for erase	Internal	Contact EFILive if this error persists.
\$0009	USB device not open for write	Internal	Contact EFILive if this error persists.
\$000A	USB write error	Internal	Contact EFILive if this error persists.
\$000B	USB EEPROM read error	Internal	Contact EFILive if this error persists.
\$000C	USB EEPROM write error	Internal	Contact EFILive if this error persists.
\$000D	USB EEPROM erase error	Internal	Contact EFILive if this error persists.
\$000E	USB EEPROM not present	Internal	Contact EFILive if this error persists.
\$000F	USB EEPROM not programmed	Internal	Contact EFILive if this error persists.
\$0010	USB invalid argument	Internal	Contact EFILive if this error persists.
\$0011	USB device not supported	Internal	Contact EFILive if this error persists.
\$0012	USB Unknown error	Internal	Contact EFILive if this error persists.




EFILive HAPI Error Codes (\$0020..\$007F)

Error	Description	Cause	Action
\$0020	EFILive USB driver DLL not loaded	Internal	Contact EFILive if this error persists.
\$0021	EFILive USB driver DLL function not defined in loaded DLL	Internal	Contact EFILive if this error persists.
\$0022	EFILive USB driver request timed out	EFILive_HAPI is busy serving another program.	Close down other programs that may be using FlashScan or AutoCal.
\$0023	File not found	When attempting to reprogram the boot block or firmware in FlashScan or AutoCal, the file containing the new boot block or firmware could not be opened.	Check that the boot block or firmware files exist and that EFILive_HAPI has permission to read them. The files should be located in \Program Files\EFILive\V8\Firmware.
\$0024	EFILive_HAPI is not running	A program attempting to communicate with FlashScan or AutoCal tried to start EFILive_HAPI but could not.	Make sure the EFILive_HAPI.exe file exists in \Program Files\EFILive\V8, and that it can be started by double clicking on it.
\$0025	Can't get semaphore for control of EFILive_HAPI	Internal	Contact EFILive if this error persists.
\$0026	Request was ignored - i.e. reply cmd<>send cmd	An unexpected reply was received from FlashScan or AutoCal.	Retry the operation that failed. Contact EFILive if this error persists.
\$0027	Device is not enabled	Internal	Contact EFILive if this error persists.
\$0028	Device is currently being programmed	A program has attempted to communicate with AutoCal or FlashScan while it is being updated with new boot block or firmware.	Wait until the reprogramming has completed and try again.
\$0029	Device is NOT currently being programmed	Internal	Contact EFILive if this error persists.
\$002A	Can't create semaphore for control of EFILive_HAPI	Internal	Contact EFILive if this error persists.
\$002B	Can't create shared memory for control of EFILive_HAPI	Internal	Contact EFILive if this error persists.
\$002C	Too many processes connected to EFILive_HAPI	Internal	Contact EFILive if this error persists.

\$002D	Windows error	Internal	Contact EFILive if this error persists.
\$002E	EFILive_HAPI did not start	Internal	Contact EFILive if this error persists.
\$002F	Device not connected	The AutoCal or FlashScan device is not connected via the USB cable to the PC.	Connect FlashScan or AutoCal to the PC via the USB cable.

Boot Error Codes (\$0080..\$00BF)

Error	Description	Cause	Action
\$0081	<p>RAM failure. Indicated by the following flashing LED's on FlashScan's front panel.</p> 	Each time FlashScan or AutoCal is powered up, it tests its external RAM chip. If that test fails then the RAM chip is faulty.	Return FlashScan or AutoCal to EFILive for repair.
\$0082	<p>BOOT Block is not present or corrupt. Indicated by the following flashing LED's on FlashScan's front panel.</p> 	Internal	Contact EFILive if this error persists.
\$0083	BOOT Block is the wrong size	Internal	Contact EFILive if this error persists.
\$0084	<p>Boot block CRC is incorrect. Indicated by the following flashing LED's on FlashScan's front panel.</p> 	Each time FlashScan or AutoCal is powered up, it tests the internal boot block software for consistency. If that test fails the device will not operate correctly.	Return FlashScan or AutoCal to EFILive for repair.
\$0085	<p>Application firmware is not present or corrupt. Indicated by alternately flashing orange LEDs on FlashScan's front panel.</p> 	Each time FlashScan or AutoCal is powered up, it tests the firmware for consistency. If that test fails the firmware is invalid. See Deadpoll mode below.	Reprogram the firmware. Contact EFILive if this error persists.

\$0086	<p>Application Internal Flash CRC is incorrect. Indicated by alternately flashing orange LEDs on FlashScan's front panel.</p> 	<p>Each time FlashScan or AutoCal is powered up, it tests the flash chip for consistency. If that test fails the flash chip may have failed. See Deadpoll mode below.</p>	<p>Reprogram the firmware. Contact EFILive if this error persists.</p>
\$0087	<p>Application External Flash CRC is incorrect. Indicated by alternately flashing orange LEDs on FlashScan's front panel.</p> 	<p>Each time FlashScan or AutoCal is powered up, it tests the CPU's flash memory for consistency. If that test fails the CPU's flash memory may have failed. See Deadpoll mode below.</p>	<p>Reprogram the firmware. Contact EFILive if this error persists.</p>
\$0088	<p>Application Internal and External Flash CRC are incorrect. Indicated by alternately flashing orange LEDs on FlashScan's front panel.</p> 	<p>Both \$0086 and \$0087 errors occurred simultaneously. See Deadpoll mode below.</p>	<p>Reprogram the firmware. Contact EFILive if this error persists.</p>
\$0089	<p>Application Internal firmware is the wrong size</p>	<p>Internal</p>	<p>Contact EFILive if this error persists.</p>
\$008A	<p>Application External firmware is the wrong size</p>	<p>Internal</p>	<p>Contact EFILive if this error persists.</p>
\$008B	<p>Attempted to erase or reflash non-existent flash memory</p>	<p>Internal</p>	<p>Contact EFILive if this error persists.</p>
\$008C	<p>License details have not been programmed yet</p>	<p>The FlashScan or AutoCal device was not programmed with license information during manufacturing.</p>	<p>Contact EFILive if this error persists.</p>
\$008D	<p>Attempted to erase or reflash protected flash memory</p>	<p>Internal</p>	<p>Contact EFILive if this error persists.</p>

\$008E	Attempt to overwrite firmware with an older version	Firmware can only be upgraded to a later version; it can never be downgraded to a previous version.	Only attempt to program the current or later firmware into the FlashScan or AutoCal device.
\$008F	Hardware is not licensed	The FlashScan or AutoCal device was not programmed with license information during manufacturing.	Contact EFILive if this error persists.
\$0090	Firmware and boot block are not compatible	The boot block and the firmware must have the same first two digits of their version number.	Reprogram the firmware to match the boot block.
\$0091	Device did not re-boot after firmware update	The firmware reprogramming may have failed.	Reboot FlashScan or AutoCal. If the device reboots successfully then there is no fault. If the device boots into dead-poll mode, then reprogram the firmware. Contact EFILive if this error persists.
\$0092	CPU memory access fault, data not WORD aligned.	Access to RAM and/or flash memory must be made on a 16-bit WORD boundary. The CPU has trapped a non-aligned address instruction.	Contact EFILive if this error persists.

Deadpoll mode

Both FlashScan and AutoCal can execute in what is known as deadpoll mode. Deadpoll mode is a special mode that allows FlashScan and AutoCal to be reprogrammed. Deadpoll mode is indicated by alternately flashing orange LEDs (FlashScan) or flashing LCD backlight (AutoCal).

When you attempt to reprogram FlashScan or AutoCal the reprogramming software automatically requests deadpoll mode. However, sometimes it is not possible for the reprogramming software to request deadpoll mode, so a manual override is available. To manually select deadpoll mode, hold down the Ctrl key (FlashScan) or the Ok key (AutoCal) while connecting USB cable. (I.e. while booting the device)

Deadpoll may be automatically selected by FlashScan or AutoCal if they detect that their firmware is missing or corrupt (I.e. errors \$0085 to \$0088).

Flash Memory Error Codes (\$00C0..\$00CF)

Error	Description	Cause	Action
\$00C1	Operating error	Internal	Contact EFILive if this error persists.
\$00C2	Sequence error	Internal	Contact EFILive if this error persists.
\$00C3	Protection error	Internal	Contact EFILive if this error persists.
\$00C4	External flash erase error	Internal	Contact EFILive if this error persists.
\$00C5	External flash write error	Internal	Contact EFILive if this error persists.
\$00C6	External flash was not erased correctly	Internal	Contact EFILive if this error persists.

USB Error Codes (\$0100..\$017F)

Error	Description	Cause	Action
\$0100	No USB connection	USB cable is faulty or not connected	Check USB cables, plugs and connections. Try using a different USB port and/or different USB cable.
\$0101	No data received	USB cable is faulty or not connected	Check USB cables, plugs and connections. Try using a different USB port and/or different USB cable.
\$0102	Transmit buffer is full	Internal	Contact EFILive if this error persists.
\$0103	Received data message had no CRC data	Internal	Contact EFILive if this error persists.
\$0104	Bad CRC on received data	Internal	Contact EFILive if this error persists.
\$0105	Received data contained incorrect number of parameters	Internal	Contact EFILive if this error persists.
\$0106	Received data contained parameters that were out of range	Internal	Contact EFILive if this error persists.
\$0107	Received data message was too short	Internal	Contact EFILive if this error persists.
\$0108	Received data message was too long	Internal	Contact EFILive if this error persists.
\$0109	Received data message contained unknown command group	The firmware on the device is out of date	Use the EFILive Control Panel software to update the firmware to the latest version available.

\$010A	Received data message contained unknown command action	The firmware on the device is out of date	Use the EFILive Control Panel software to update the firmware to the latest version available.
\$010B	Device is locked by user PIN	FlashScan has been locked with a user supplied PIN. That PIN has not been entered correctly since FlashScan was powered up.	Enter the correct PIN If you have forgotten the PIN, send the code displayed on FlashScan's LCD screen to EFILive for recovery.
\$010C	Device is busy (i.e. BBL or Reading/Flashing a tune)	FlashScan or AutoCal is currently being used in pass-through mode.	Exit from pass-through mode and retry operation.
\$010D	AutoCal is not yet linked to a FlashScan. See also error \$0535	An attempt was made to copy data files too/from an AutoCal device that has not yet been linked to its parent FlashScan device.	All AutoCal devices must be linked to a parent FlashScan device before files can be copied. Please connect both FlashScan and AutoCal devices and then use the EFILive Control Panel (aka EFILive HAPI) software to perform the link.

FAT32 Flash File System Error Codes (\$0180..\$01FF)

Error	Description	Cause	Action
\$0180	F_NO_ERROR	Internal	Contact EFILive if this error persists.
\$0181	F_ERR_RESERVED_1	Internal	Contact EFILive if this error persists.
\$0182	F_ERR_NOTFORMATTED	The target file system (CONFIG or DATA) is not formatted.	Format the appropriate file system. DATA: Use the onboard setup tools format the DATA file system on both the SD card and the internal memory. CONFIG: Use EFILive_Explorer to format the CONFIG file system.
\$0183	F_ERR_INVALIDDIR	Internal	Contact EFILive if this error persists.
\$0184	F_ERR_INVALIDNAME	Internal	Contact EFILive if this error persists.
\$0185	F_ERR_NOTFOUND	A file or folder was not found.	You may need to copy a required file to FlashScan or AutoCal using EFILive_Explorer. Or you may need to format the target file system, see description for error \$0182 above.
\$0186	F_ERR_DUPLICATED	Internal	Contact EFILive if this error persists.
\$0187	F_ERR_NOMOREENTRY	Internal	Contact EFILive if this error persists.
\$0188	F_ERR_NOTOPEN	Internal	Contact EFILive if this error persists.
\$0189	F_ERR_EOF	Internal	Contact EFILive if this error persists.

\$018A	F_ERR_RESERVED_2	Internal	Contact EFILive if this error persists.
\$018B	F_ERR_NOTUSEABLE	Internal	Contact EFILive if this error persists.
\$018C	F_ERR_LOCKED	Internal	Contact EFILive if this error persists.
\$018D	F_ERR_ACCESSDENIED	Internal	Contact EFILive if this error persists.
\$018E	F_ERR_NOTEMPTY	Internal	Contact EFILive if this error persists.
\$018F	F_ERR_INITFUNC	Internal	Contact EFILive if this error persists.
\$0190	F_ERR_CARDREMOVED	SD card has been removed.	Insert the SD card
\$0191	F_ERR_ONDRIVE	Internal	Contact EFILive if this error persists.
\$0192	F_ERR_INVALIDSECTOR	Internal	Contact EFILive if this error persists.
\$0193	F_ERR_READ	Internal	Contact EFILive if this error persists.
\$0194	F_ERR_WRITE	<p>Usually this means that the target file system is full.</p> <p>If you are programming BBX configuration data, try reformatting the Config file system using the drop down option on the [Program] button. Then [Program] the BBX configuration data again.</p> <p>If you are reading or data logging, check that the SD Card (or FlashScan's/AutoCal's internal memory) has enough free space.</p>	Contact EFILive if this error persists.
\$0195	F_ERR_INVALIDMEDIA	Internal	Contact EFILive if this error persists.
\$0196	F_ERR_BUSY	Internal	Contact EFILive if this error persists.

\$0197	F_ERR_WRITEPROTECT	SD card's write protect tab is locked.	Unlock the SD card's write protect tab.
\$0198	F_ERR_INVFATYPE	Internal	Contact EFILive if this error persists.
\$0199	F_ERR_MEDIATOOSMALL	Internal	Contact EFILive if this error persists.
\$019A	F_ERR_MEDIATOO LARGE	Internal	Contact EFILive if this error persists.
\$019B	F_ERR_NOTSUPPSECTOR SIZE	Internal	Contact EFILive if this error persists.
\$019C	F_ERR_ALLOCATION	Internal	Contact EFILive if this error persists.

File Transfer Link Error Codes (\$0200..\$027F)

Error	Description	Cause	Action
\$0200	Can't open file	Internal	Contact EFILive if this error persists.
\$0201	Permission denied	Internal	Contact EFILive if this error persists.
\$0202	Does not exist	Internal	Contact EFILive if this error persists.
\$0206	Bad file	Internal	Contact EFILive if this error persists.
\$0207	Is too big	Internal	Contact EFILive if this error persists.
\$0210	File system is busy	Internal	Contact EFILive if this error persists.
\$0211	Already exists	Internal	Contact EFILive if this error persists.
\$0214	Is not a directory	Internal	Contact EFILive if this error persists.
\$0215	Is a directory	Internal	Contact EFILive if this error persists.
\$021C	No space	Internal	Contact EFILive if this error persists.
\$0222	Range error	Internal	Contact EFILive if this error persists.

OBD Error Codes (\$0280..\$02FF)

Error	Description	Cause	Action
\$0280	Unsupported protocol (i.e. no vehicle detected)	FlashScan or AutoCal could not detect a valid OBD protocol.	<p>Check all cables and connections.</p> <p>Make sure ignition is turned on to the run position.</p> <p>Make sure the vehicle is supported by EFILive.</p>
\$0281	No data received	FlashScan or AutoCal did not receive valid data from the connected vehicle.	<p>Check all cables and connections.</p> <p>Make sure ignition is turned on to the run position.</p> <p>Make sure the vehicle is supported by EFILive.</p>
\$0282	No such node	Internal	Contact EFILive if this error persists.
\$0283	No such PID	Internal	Contact EFILive if this error persists.
\$0284	Unknown PCI (Protocol Control Information)	Internal	Contact EFILive if this error persists.
\$0285	Incorrect sequence ID	Internal	Contact EFILive if this error persists.
\$0286	CAN, VPW or ALDL handler is busy	Internal	Contact EFILive if this error persists.
\$0287	Dynamic packets are full	Internal	Contact EFILive if this error persists.
\$0288	Response from controller not supported by EFILive	Internal	Contact EFILive if this error persists.
\$0289	PID selection is full	Internal	Contact EFILive if this error persists.

\$028A	OBD command is no longer supported	Internal	Contact EFILive if this error persists.
\$028B	Command Not Implemented	Internal	Contact EFILive if this error persists.
\$028C	Not in pass through mode	Internal	Contact EFILive if this error persists.
\$028D	PID configuration mismatch	Internal	A selected PID's definition in the EFILive software does not match the PID definition in the target controller. Remove the offending PID and contact EFILive support so that the PID definition can be corrected.

Controller Error Codes (\$0300..\$03FF)

Error	Description	Cause	Action
\$0310	General Reject (\$10)	The controller rejected the request for unspecified reasons.	Contact EFILive if this error persists.
\$0311	Mode Not Supported (\$11)	The controller does not support the requested OBD mode. If you receive this error when attempting to start Black Box Logging, try setting the device setting: "Skip PID validation prior to starting Black Box Logging." (aka "Skip Vfy"). That will prevent \$0311 errors that occur during PID verification from preventing BBL from starting.	Contact EFILive if this error persists.
\$0312	Sub Function Not Supported or Invalid Format (\$12)	The controller does not support the requested OBD mode's sub-function.	Contact EFILive if this error persists.
\$0321	Busy, Repeat Request (\$21)	A request was made by FlashScan or AutoCal and the controller was too busy to handle the request.	Retry the operation. Contact EFILive if this error persists.
\$0322	Conditions Not Correct or Request Sequence Error (\$22)	A request was made by FlashScan or AutoCal and the controller was not able or ready to handle the request.	Retry the operation. Contact EFILive if this error persists.
\$0323	Routine Not Complete (\$23)	Internal	Contact EFILive if this error persists.
\$0331	Request Out of Range (\$31)	The controller does not support the requested OBD mode's, sub-function's parameter.	Contact EFILive if this error persists.

\$0333	Security Access Denied (\$33)	The controller has either not been successfully unlocked or has re-armed itself prior to FlashScan or AutoCal making a secure request.	When using V8 pass-thru reading and/or flashing, try selecting "Assume Lock may be Faulty" and "Try Alt Keys" and retry the operation. Contact EFILive if this error persists.
\$0335	Invalid Key (\$35)	Controller is locked with a custom key or an incorrect custom key was supplied.	Unlock controller using the correct custom key. When using V8 pass-thru reading and/or flashing, try selecting "Assume Lock may be Faulty" and "Try Alt Keys" and retry the operation.
\$0336	Exceeded Number of Attempts (\$36)	Too many attempts to unlock a controller.	Cycle ignition and retry the operation.
\$0337	Controller Not Ready, Wait 10sec And Retry (\$37)	Controller cannot be unlocked within 10 seconds of ignition-on.	Wait 10 seconds after ignition-on before attempting to read or program a controller.
\$0340	Download Not Accepted (\$40)	Internal	Contact EFILive if this error persists.
\$0350	Upload Not Accepted (\$50)	Internal	Contact EFILive if this error persists.
\$0371	Transfer Suspended (\$71)	Internal	Contact EFILive if this error persists.
\$0378	Request Correctly Received, Response Pending (\$78)	Internal	Contact EFILive if this error persists.
\$0381	Scheduler Full (\$81)	Internal	Contact EFILive if this error persists.
\$03E3	Device Control Limits Exceeded (\$E3)	During DVT (Dynamic Vehicle Testing) (aka bi-directional controls) a request was made to set one or more controls beyond the limits imposed by the controller.	Change the bi-directional control value(s) to an acceptable value.

SD Card Error Codes (\$0400..\$047F)

Error	Description	Cause	Action
\$0401	Unknown SD card error	Internal	Contact EFILive if this error persists.
\$0402	SD card not present	SD Card is not inserted into SD Card slot	Fully insert SD card into SD card slot.
\$0403	SD card not initialized	Internal	Contact EFILive if this error persists.
\$0404	SD card busy	Internal	Contact EFILive if this error persists.
\$0405	SD card is write protected	The SD card's write protect tab is locked.	Unlock the SD card's write protect tab.
\$0406	Error writing to SD card	Faulty SD Card	Replace SD Card
\$0407	Error reading from SD card	Faulty SD Card	Replace SD Card
\$0408	SD card took too long to respond	Faulty SD Card	Replace SD Card
\$0409	Incorrect SD card command parameter	Internal	Contact EFILive if this error persists.
\$040A	Invalid SD card sector address	Internal	Contact EFILive if this error persists.
\$040B	SD card erase sequence error	Internal	Contact EFILive if this error persists.
\$040C	SD card CRC incorrect	Faulty SD Card	Replace SD Card
\$040D	Invalid SD card command	Internal	Contact EFILive if this error persists.
\$040E	SD card erase reset failed	Faulty SD Card	Replace SD Card
\$040F	SD card is still initializing	Faulty SD Card	Replace SD Card

\$0410	SD card took too long to read data	Faulty SD Card	Replace SD Card
\$0411	SD card took too long to ack write request	Faulty SD Card	Replace SD Card
\$0412	SD card took too long to write data	Faulty SD Card	Replace SD Card
\$0413	SD card init loop 0 timeout	Faulty SD Card	Replace SD Card
\$0414	SD card init loop 1 timeout	Faulty SD Card	Replace SD Card
\$0415	Unrecoverable read error	Faulty SD Card	Replace SD Card
\$0416	Unrecoverable write error	Faulty SD Card	Replace SD Card
\$0417	Unsupported voltage	SD Card operating voltage range is not supported by FlashScan	Replace SD Card with one that operates in the FlashScan supported voltage range of 2.7V-3.3V
\$0418	SD V2.0 pattern mismatch	While attempting to determine if the SD Card supports V1.0 or V2.0 protocols, the verification pattern for CMD8 was inconsistent.	Replace SD Card

Black Box Logging/Flashing Error Codes (\$0480..\$04FF)

Error	Description	Cause	Action
\$0481	Unrecognized *.pmm file	The *.pmm file that was copied to FlashScan or AutoCal when setting up Black Box Logging is corrupt or is not a true *.pmm file.	Re-install (or repair-install) the EFILive V8 software, then use the BBL [Program] option with the "Force update of PMM files" option checked.
\$0482	*.pmm file incompatible with this firmware version	You are using an older version of the EFILive version 8 software than the AutoCal or FlashScan firmware can handle.	Re-install (or repair-install) the EFILive V8 software, then use the BBL [Program] option with the "Force update of PMM files" option checked.
\$0483	*.pmm file has incorrect CRC	The *.pmm file that was copied to FlashScan or AutoCal when setting up Black Box Logging is corrupt or is not a true *.pmm file.	Re-install (or repair-install) the EFILive V8 software, then use the BBL [Program] option with the "Force update of PMM files" option checked.

Reading/Flashing Error Codes (\$0500..\$05FF)

Error	Description	Cause	Action
\$0501	Script file name is too long	Internal	Contact EFILive if this error persists.
\$0502	Script file not found	The script (*.obj) file does not exist on the device.	Copy the required *.obj file to the device.
\$0503	Script file not valid	The script (*.obj) file is corrupt.	Re-copy the *.obj file to the device.
\$0504	Boot loader file not found	The required boot loader (*.bix) file does not exist on the device.	Copy the required *.bix file to the device.
\$0505	Tune file not found	The required tune file does not exist on the device.	Copy the required tune file to the device.
\$0506	Can't create/save tune file	Target file system is not writable	Check that the target file system (Internal flash or SD Card) is formatted. Check that the write protect switch on the SD Card is not set to locked
\$0507	Operation would cause buffer overflow	Internal	Contact EFILive if this error persists.
\$0508	Script aborted by user	User interrupted script during a read or programming operation	Re-run script, allowing it to complete.
\$0509	Incorrect file open mode	Internal	Contact EFILive if this error persists.
\$050A	Not enough space to save tune file	SD Card or Internal Memory file system does not contain enough free space to save the target controller's tune file image.	Delete one or more files from FlashScan's/AutoCal's file system.

\$050B	Script file not supported by current firmware version	The script file uses features not available in the current firmware.	Upgrade the firmware in your FlashScan/AutoCal device and upgrade the EFILive software. Then reconfigure FlashScan/AutoCal using the latest firmware and software.
\$050C	Operation not supported	Internal	Contact EFILive if this error persists.
\$050D	Controller not supported	Internal	Contact EFILive if this error persists.
\$0510	Internal error	Internal	Contact EFILive if this error persists.
\$0511	Unknown op-code	Internal	Contact EFILive if this error persists.
\$0512	Stack underflow	Internal	Contact EFILive if this error persists.
\$0513	Stack underflow	Internal	Contact EFILive if this error persists.
\$0514	Divide by zero	Internal	Contact EFILive if this error persists.
\$0515	Negative response from controller	Internal	Contact EFILive if this error persists.
\$0516	Could not determine flash memory size	Internal	Contact EFILive if this error persists.
\$0517	File memory size and controller memory size mismatch	An attempt was made to flash a 512K file into a 1MB LS1B controller or a 1MB file into a 512K LS1B controller.	Use the correct file size for the target LS1B controller.
\$0520	Cannot open tune file	A tune file that cannot be located to be verified. This usually indicates that the file does not exist on the target file system (SD Card or internal memory).	Re-upload or re-copy the tune file. Check that the target file system is correctly formatted.

\$0521	Cannot read from tune file	The tune file is corrupt.	<p>Re-upload or re-copy the tune file.</p> <p>Check that the target file system is correctly formatted.</p> <p>If this error persists, then discard the tune file</p>
\$0522	Incorrect CRC in tune file.	The tune file has been corrupted.	<p>Re-upload or re-copy the tune file.</p> <p>Check that the target file system is correctly formatted.</p> <p>If this error persists, then discard the tune file</p>
\$0523	Cannot verify length of tune file	While verifying the contents of a tune file, the size of the file is different to the expected file size. This usually indicates that the file has been saved incorrectly.	<p>Re-upload or re-copy the tune file.</p> <p>Check that the target file system is correctly formatted.</p> <p>If this error persists, then discard the tune file</p>
\$0524	Cannot verify contents of tune file	While verifying the contents of a tune the data in the file could not be decoded. This usually indicates that the file has not been saved correctly.	<p>Re-upload or re-copy the tune file.</p> <p>Check that the target file system is correctly formatted.</p> <p>If this error persists, then discard the tune file</p>
\$0525	Tune file is not compatible with firmware	The EFILive software and/or the FlashScan/AutoCal firmware does not recognize the tune file format.	Please make sure the FlashScan/AutoCal firmware is up to date and that the tune file has been created/saved using the latest software.

\$0526	Tune layout is not supported yet	The EFLive software and/or the FlashScan/AutoCal firmware does not recognize the tune file layout.	Please make sure the FlashScan/AutoCal firmware is up to date and that the tune file has been created/saved using the latest software.
\$0527	Tune file contains a bad controller checksum.	The tune file has been flagged by the EFLive software as having a bad checksum and cannot be flashed into the controller.	Correct the faulty checksum(s) using the V7.5 software. Be sure to read the warning and to understand the implications of correcting checksums.
\$0530	License number in tune file does not match FlashScan/AutoCal License number	The tune file has been configured to only be allowed to be used with a particular FlashScan/AutoCal device and the device currently in use is not that device.	Contact the creator of the tune file and request that the file be re-configured to match your FlashScan/AutoCal device.
\$0531	Serial number in tune file does not match controller's serial number	The tune file has been configured to only be allowed to be used with a particular controller and the controller currently being flashed is not that controller.	Contact the creator of the tune file and request that the file be re-configured to match your controller.
\$0532	Controller not licensed.	An attempt was made to program a controller before it was licensed.	License the controller before attempting to program it. You can license a controller using the on-screen prompts via FlashScan or AutoCal.
\$0533	No VIN-license slots available.	An attempt was made to license a controller when no free VIN licenses slots were available.	Additional VIN license slots can be purchased for FlashScan devices from EFLive's on-line web store (www.efilive.com). AutoCal devices are limited to one VIN license only.

\$0534	Invalid Serial Number.	An attempt was made to program and license a controller that had a corrupt serial number.	It is possible for the serial number to appear corrupt due to a data transfer failure. Retry the operation a few times, if the error continues to occur then the serial number probably is corrupt. In that case, use the EFILive Tuning Tool software to full-flash the controller to restore the serial number.
\$0535	AutoCal is not yet linked to a FlashScan. See also error \$010D	An attempt was made to program a controller using an AutoCal device that has not yet been linked to its parent FlashScan device.	All AutoCal devices must be linked to a parent FlashScan device before they can be used to re-flash any controller. Please connect both FlashScan and AutoCal devices and then use the EFILive Control Panel (aka EFILive HAPI) software to perform the link.
\$0536	Tune file is not registered to this AutoCal device.	An attempt was made to program a controller with a tune file that is not linked to this AutoCal device.	AutoCal devices may only be used to flash tune files that have been specifically created for that AutoCal device. To create a tune file specifically for an AutoCal device, the FlashScan device to which the AutoCal has been registered must be connected to the PC when the tune file is created.
\$0537	Controller is locked with a custom key.	An attempt was made to read or program a controller that cannot be unlocked using the standard GM keys.	If you know the key that was used to lock the controller, please use the unlock option in the EFILive software to unlock the controller before attempting to read or re-flash the controller again.
\$0538	DSP Operating Systems cannot be read.	Controller contains a DSP Operating System which can't be read.	Once a controller has been upgraded with a DSP2 or DSP5 custom operating system, it cannot be read from the controller.

\$0539	Tune file does not allow full flashing.	The author of the tune file has not flagged the file to allow full flashing.	Contact the author of the file you are attempting to full-flash for a version of the file that can be full-flashed.
\$053A	Controller could not be licensed.	An attempt was made to re-flash or activate a license for a target controller that is not supported by the FlashScan/AutoCal device. For example: You are attempting to re-flash or license a Cummins controller with a FlashScan/AutoCal device that does not have the Cummins tuning package activated.	Contact EFILive to purchase the required support. Or if you believe your FlashScan/AutoCal device has the correct package(s) activated, contact EFILive support at support@efilive.com .
\$0540	Incompatible operating system.	An attempt was made to program a controller with a tune file containing an incompatible operating system.	Check that the tune file being programmed has a compatible operating system with the controller being programmed. If a 97/98 LS1 controller is in dead poll mode (i.e. a previous flash failed) then the operating system cannot be accurately determined. In that case, you must full-flash the controller using the EFILive Tuning Tool software.
\$0541	Unknown NVRAM structure.	When full-flashing an LS1B or E54 (LBZ) controller, the NVRAM structure was not in the format expected.	Please read the contents of the controller and send the tune file to EFILive Support (support@efilive.com) for analysis.
\$0542	E35 *.ctz file is not merged with OS.	EFILive only reads calibration data from E35 controllers. Opening and saving the *.ctz file using the EFILive PC software adds the necessary operating system data to the file. If an attempt is made to full-flash the file before the OS data has been added it will fail.	Please open and re-save the *.ctz file using the EFILive PC software and then retry the full-flash.
\$0548	Flash checksum failed.	The data programmed into the controller has been corrupted.	Retry the flash procedure. If this problem persists, contact EFILive

			support.
\$0549	Ignition is switched off.	Ignition switch must be in the on position.	Switch on the ignition and retry the operation.

Reading/Flashing Error Codes (\$0600..\$06FF)

Error	Description	Cause	Action
\$0674	Illegal address.	An attempt was made to read or reprogram a memory address in the controller that may not be read or reprogrammed.	Contact EFILive if this error persists.
\$0677	Boot loader checksum failed.	The boot loader program code has been corrupted.	Re-install the EFILive V8 software. Contact EFILive if this error persists.
\$0683	Battery voltage out of range.	The power supply to the controller is either too high or too low.	Please make sure the vehicle's battery is fully charged. If using a bench harness please make sure the power supply is capable of delivering 12V regulated at 1A.
\$0684	Flash chip programming voltage error.	The flash chip programming voltage is incorrect.	This error is usually caused by a faulty controller. Contact EFILive if this error persists.
\$0685	Flash chip could not be programmed.	The flash chip and or related circuits in the controller are faulty.	This error is usually caused by a faulty controller. Contact EFILive if this error persists.
\$0687	Programming voltage did not turn on.	The flash chip and or related circuits in the controller are faulty.	This error is usually caused by a faulty controller. Contact EFILive if this error persists.
\$0688	Programming voltage did not turn off.	The flash chip and or related circuits in the controller are faulty.	This error is usually caused by a faulty controller. Contact EFILive if this error persists.

\$0689	Unknown Flash chip device type.	The controller is fitted with non-standard or unknown flash chip(s).	Contact EFILive if this error persists.
\$06CC	Unrecognized swap segment format.	The controller is using an unknown non-volatile RAM swap segment format.	Contact EFILive if this error persists.
\$06FF	Checksum failure.	The data written to the controller has been changed or corrupted during reprogramming.	Please retry the flash operation.